

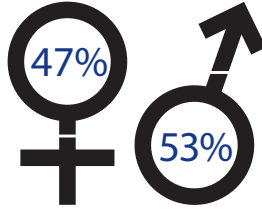
Graduate Statistics

MBA Co-op Program | Class of 2016

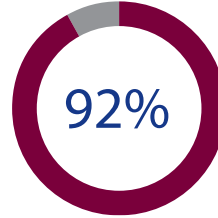
CLASS PROFILE



102
STUDENTS



FEMALE MALE



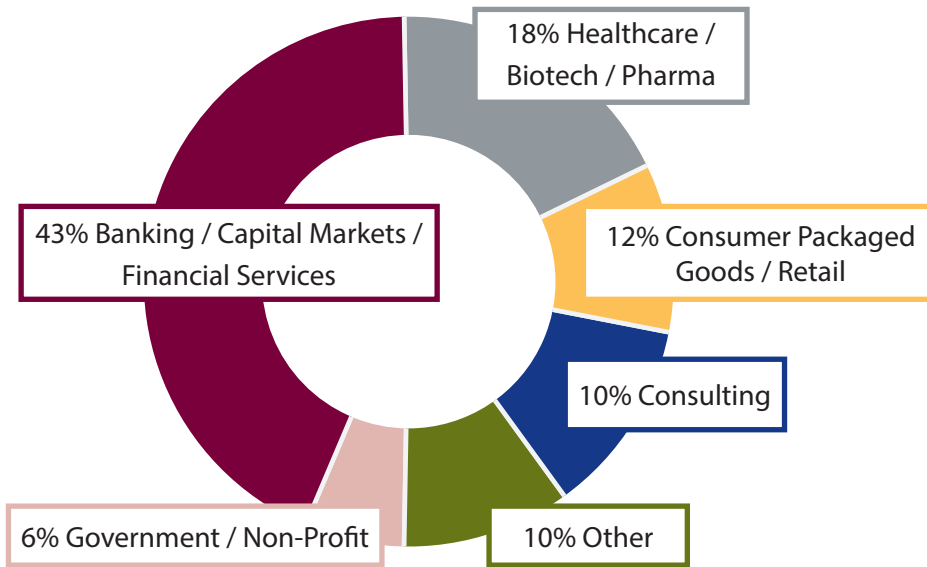
SECURED FULL-TIME
EMPLOYMENT

\$\$\$\$\$\$\$
\$\$

\$71,930

AVERAGE STARTING

INDUSTRY BREAKDOWN



OVERALL SALARY RANGE

MINIMUM
\$38,000
MAXIMUM
\$110,000
MEDIAN
\$70,000

INDUSTRY	MINIMUM	MAXIMUM	MEDIAN
Banking / Capital Markets / Financial Services	\$60,000	\$110,000	\$79,200
Consulting	\$55,000	\$85,000	\$65,000
Consumer Packaged Goods / Retail	\$38,000	\$85,000	\$62,500
Government / Non-Profit	\$47,000	\$80,000	\$65,360
Healthcare / Biotech / Pharma	\$60,000	\$90,000	\$64,500
Other (Construction, Energy, Logistics, Manufacturing, Marketing, Real Estate, Sales, Supply Chain, Technology and Transportation)	\$64,000	\$75,000	\$65,000

Summary of employment information as reported by the MBA Class of 2016 by February 28, 2017.
Response rate: 75% of graduating class
Salary ranges: 97% of students who secured work reported salary